

REMOVABLE BOLLARD DP-PP-027

Removable bollard aims at low frequency access control, it provides the best effective solution, not only increase the flexibility, but also simplifies the balance of strength. Our professional mechanical locks and "T" type handle are patented, providing users with more beautiful appearance and easier operations. Removable bollard can also work together with other series of bollards.

Removable bollard is easy to install, concrete slab is enough. The recommended maximum spacing is 1.4m, the depth of excavation of 30 cm.

1. Application:

Convenient store, supermarket and so on.

2. Technical parameter:

Bollards body weight: 18KG

Thickness: 3MM

Diameter: 114MM

Surface treatment: Polishing drawing

Height: 600MM

Embedment depth: 300MM

Running model: manual operation

Reflective strip: Glosses Crystal lattice reflective tape 30MM

Installation size: 160*260*300 MM

Protection level: IP67



3. Components



Base cover

To protect the base when the removable bollard moving away and used, can also be locked or released.




Reflector band

Reflective crystal lattice glossee color options with a variety of colors, exposure to weak light, clearly visible at night.



Lock Base

Bollards with a key to the base, after the upper surface of buried flush with the ground, keys can be locked or released Put bollards mobile.



Material

304 stainless steel, 316 stainless steel, carbon steel electrophoresis optional spray paint.



Anti-theft screws

A variety of optional anti-theft screws, tools need to be exclusive.



Orient and lock

Supporting the installation and locking.



It can assure the lock hole clean It can lock automatically after lifting or discharging



Removable Bollard

RETRACTABLE BOLLARD DP-PP-025

Retractable bollard is the most economical among the bollards. Its buried construction solves the problem of the cylinder storage in access required. Unique flat double guides design save space and have good stability, it also minimizes the damage on surface of cylinder and assures the service life. Our professional mechanical lock and "T" clamshell handle are patented, providing users with more beautiful appearance and easier operations. Retractable bollard can also work together with other series Bollards.

The recommended maximum spacing is 1.4m , the depth of excavation should depend on the different specifications of cylinders.

1. Application:

Private garage, villa and so on.

2. Technical parameter:

Bollards body weight: 34KG

Thickness: 3MM

Diameter: 114MM

Surface treatment: Polishing drawing

Height: 600MM

Embedment depth: 900MM

Running model: manual operation

Reflective strip: Glosses Crystal lattice reflective tape 30MM

Installation size: 250*250*1000 MM

Protection level: IP67

3. Components:



Reflector band

Various colors of Glossee reflecting band are optional .it can be clear in the night only need weak light.




Lock

unique handle, friendly for up and down operation.



Shanghai Angel DP Co., Ltd
 Website: www.angeldp.com Email: angeldp@angeldp.com ,
 Tel:0086 21 64766696 Fax:0086 21 64765594



Material
 304 stainless steel



Built-in lock bar
 It can assure the lock hole clean It can lock automatically after lifting or discharging

SEMI-AUTOMATIC BOLLARD DP-PP-026

Semi-Automatic bollard is suitable for higher security but low frequency access control system. Proceed from the economy, it is usually used together with automatic Bollard, it has higher security protective effect and avoid of complex High/Low Voltage construction. As the safety requirement increased, the bollard size becomes bigger, the air pressure assistant system of Semi-automatic Bollard will afford more load. The decline process of Semi-automatic bollard is realized mainly by operator's press. When the top of cylinder reach the ground level, the mechanical lock by itself, the rise of Semi-Automatic bollard is realized 100% by the air pressure assistant system of Semi-automatic. After use the special key to lose the lock, the cylinder will rise automatically to a certain level and locks automatically.

The recommended Semi-Automatic bollard maximum install spacing is 1.4M, the depth of excavation have to depend on the different specifications cylinder. For special needs please contact local dealers.

1. Technical parameter:


- Work Voltage: 24 V
- Bollards body weight: 45KG
- Goss weight: 100KG
- Thickness: 3MM
- Diameter: 114MM
- Surface treatment: Polishing drawing
- Height: 600MM
- Embedment depth: 1200MM
- Running model: Gas spring
- Reflective strip: Glosses Crystal lattice reflective tape 30MM
- Noise dB (A) : < 60DB
- Installation size: 280 * 235 *1200
- Protection level: IP67
- Work environment: -10°+70°



2. Components




Reflector band
 Various colors of Glossee reflecting adhesive are optional .it can be clear in the night only need weak light



Keys
 Can lock automatically to the correspondent Position on the top and bottom, unlocked by the special tool of Fwyoung.

Shanghai Angel DP Co., Ltd
Website: www.angeldp.com Email: angeldp@angeldp.com ,
Tel:0086 21 64766696 Fax:0086 21 64765594



Material

304 stainless steel, 316stainiess steel,
carbon steel with sprayed electrophoresis
painting.



Flange

Anti-skid flange.. Unique swirl marks
design. Compatible with various road
surface styles, built-in PA orientation.



Power Device

According to the various of Semi-automatic
bollard to choose the power Device
system, it can assure the rise and fall
process Success



Semi-automatic Bollard