

## CCTV Accessories

### Baluns



EVT-PB1Q



EVT-PB1-V1TGQ



EVT-PBP-V1TQ



EVT-PB1-L05Q

### CCTV Power Supplies



EVP-1SD4P9UL



PS-U0906-PUQ



PH-A1612-GUQ

### Data Distributor



RD-304-D1Q

The SECO-LARM policy is one of continual development. For that reason, SECO-LARM reserves the right to change prices and specifications without notice. SECO-LARM is not responsible for misprints.  
Copyright © 2012 Superior Electronics Corporation. All rights reserved.

**ENFORCER®**

## CCTV CAMERAS

## Security Day and Night

[www.enforcer.com.tw](http://www.enforcer.com.tw)



### ISO 9001 Quality You Can Count On!

Anyone can talk about quality. But can they make sure the products you source offer consistent quality, order after order?  
SECO-LARM's quality control management system is compliant with all the requirements of ISO 9001, the accepted measure of quality worldwide. ISO 9001 is not another quality control theory. SECO-LARM's entire manufacturing process was probed in great detail by an independent quality system certification body, and was found compliant with internationally accepted quality standards.  
A quality management system certified as ISO 9001 compliant ensures that SECO-LARM can deliver products that meet your quality requirements time and time again.  
ISO 9001. World-class quality management from a world-class security manufacturer.


**SECO-LARM®**

**SUPERIOR ELECTRONICS CORPORATION**  
No. 10, Lane 31, Chongde St., Taipei 110, Taiwan  
Tel: (886-2) 2378-6161 (886-2) 2738-4970  
Fax: (886-2) 2378-6163  
e-mail: [info@superior-elec.com](mailto:info@superior-elec.com)  
Website: [www.enforcer.com.tw](http://www.enforcer.com.tw)



**SECO-LARM®**

Dome Cameras



**EV-122C-DVAVQ** (NTSC)  
**EV-125C-DVAVQ** (PAL)  
36-IR Dome Cameras

- 1/3" Sony Super HAD II CCD.
- 360° 3-Axis rotation.
- Heavy-duty, vandal-resistant.
- Cables concealed in bracket to prevent tampering.
- Ceiling, wall-mount, and conduit box brackets available.



**EV-122C-DVH3Q** (NTSC)  
**EV-125C-DVH3Q** (PAL)  
24-IR Dome Cameras

- 1/3" Sony Super HAD II CCD.
- 420 TV Lines.
- Heavy-duty, vandal-resistant.
- Cables concealed in bracket to prevent tampering.
- Ceiling, wall-mount, and conduit box brackets available.




**EV-2706-N3GQ** (NTSC)  
**EV-2706-P3GQ** (PAL)  
24-IR Dome Cameras

- 1/3" Sony Super HAD II CCD.
- 540 TV Lines.
- Heavy-duty, vandal-resistant.
- Cables concealed in bracket to prevent tampering.
- Ceiling, wall-mount, and conduit box brackets available.



**EV-122C-DVB3Q** (NTSC)  
**EV-125C-DVB3Q** (PAL)  
24-IR Dome Cameras

- 1/3" Sony Super HAD II CCD.
- 420 TV Lines.
- Heavy-duty, vandal-resistant.
- Cables concealed in bracket to prevent tampering.
- Ceiling, wall-mount, and conduit box brackets available.



**EV-122C-FVB3Q** (NTSC)  
**EV-125C-FVB3Q** (PAL)  
Flush-Mount Dome Cameras

- 1/3" Sony Super HAD CCD.
- 480 TV Lines.
- 12VDC operation.
- No exposed screws.
- Small size: 3"x1 15/16" (77x49 mm).



**EV-2706-N3WQ** (NTSC)  
**EV-2706-P3WQ** (PAL)  
24-IR Dome Cameras


- 1/3" Sony Super HAD II CCD.
- 540 TV Lines.
- Heavy-duty, vandal-resistant.
- Cables concealed in bracket to prevent tampering.
- Ceiling, wall-mount, and conduit box brackets available.

Bullet Cameras




**EV-1026-N3SQ** (NTSC)  
**EV-1026-P3SQ** (PAL)  
24-IR Bullet Cameras

- 1/3" Sony Super HAD II CCD.
- 420 TV Lines.
- Split-glass design eliminates IR reflection.
- Low current draw (250mA@12VDC with IRs on).
- 24 IR LEDs, up to 50ft (15m) range.



**EV-1606-N3SQ** (NTSC)  
**EV-1606-P3SQ** (PAL)  
24-IR Bullet Cameras

- 1/3" Sony Super HAD II CCD.
- 540 TV Lines.
- Split-glass design eliminates IR reflection.
- Low current draw (250mA@12VDC with IRs on).
- 24 IR LEDs, up to 50ft (15m) range.



**EV-1146-N6SQ** (NTSC)  
**EV-1146-P6SQ** (PAL)  
36-IR Bullet Cameras


- 1/3" Sony Super HAD II CCD.
- 420 TV Lines.
- 12VDC Operation.
- 36 IR LEDs, up to 100ft (30m) range.
- Cable concealed in bracket for extra security.



**EV-1646-N6SQ** (NTSC)  
**EV-1646-P6SQ** (PAL)  
36-IR Bullet Cameras


- 1/3" Sony Super HAD II CCD.
- 540 TV Lines.
- 12VDC Operation.
- 36 IR LEDs, up to 100ft (30m) range.
- Cable concealed in bracket for extra security.

PIR Cameras



**EV-5120-N3WQ** (NTSC)  
**EV-5120-P3WQ** (PAL)  
PIR Cameras

- Contained in a discreet non-functioning PIR sensor housing.
- 3.7mm Pinhole lens (78° viewing angle).
- 1/3" Sony Super HAD II CCD.
- 480 TV Lines.




**EV-5620-N3WQ** (NTSC)  
**EV-5620-P3WQ** (PAL)  
PIR Cameras

- Contained in a discreet non-functioning PIR sensor housing.
- 3.7mm Pinhole lens (78° viewing angle).
- 1/3" Sony Super HAD II CCD.
- 600 TV Lines.

ENFORCER®

Bullet Cameras



**EV-1826-NKGQ** (NTSC)  
**EV-1826-PKGQ** (PAL)  
84-LED Day/Night Cameras

- 1/3" Sony Super HAD II CCD.
- 600 TV Lines.
- Heavy-duty, vandal-resistant.
- Cables concealed in bracket to prevent tampering.
- Able to mount to industry standard lampholder cover plate.

Bullet Cameras



**EV-1806-N3GQ** (NTSC)  
**EV-1806-P3GQ** (PAL)  
28-LED Day/Night Cameras

- 1/3" Sony Super HAD II CCD.
- 600 TV Lines.
- Heavy-duty, vandal-resistant.
- Cables concealed in bracket to prevent tampering.
- Able to mount to industry standard lampholder cover plate.

Wall-Plate Cameras



**EV-5105-N1SQ** (NTSC)  
**EV-5105-P1SQ** (PAL)  
Wall-Plate Cameras

- 1.5mm lens (170viewing angle).
- Sony color 1/4" CCD.
- Adjustable mounting angle.
- 550 TV lines.
- Weatherproof (IP67)
- Stainless-steel plate and screws.
- Reversible image.

Includes 2 Plates: Single-Gang+Slimline


ENFORCER®



**EV-1816-NKGQ** (NTSC)  
**EV-1816-PKGQ** (PAL)  
42-LED Day/Night Cameras

- 1/3" Sony Super HAD II CCD.
- 12VDC Operation.
- Heavy-duty, vandal-resistant.
- Cables concealed in bracket to prevent tampering.
- Able to mount to industry standard lampholder cover plate.

PIR Cameras



**EV-7105-NPEQ** (NTSC)  
**EV-7105-PPEQ** (PAL)  
Mini PTZ Cameras

- 1/4" Sony CCD.
- 3.8-38mm Varifocal lens.
- Up to 100x zoom
- Max. 360° per sec. high-speed pan/tilt motion.
- On-Screen Display (OSD) programming:  
The OSD shows camera status and settings together with the preset target views.



**EV-5145-NISQ** (PAL)  
Wall-Plate Cameras

- 1.5mm lens (170viewing angle).
- Sony color 1/4" CCD.
- Adjustable mounting angle.
- 550 TV lines.
- Weatherproof (IP67)
- Stainless-steel plate and screws.
- Reversible image.

Mounting Brackets

Model	Wall	Ceiling
EV-12xC-DVAVQ EV-2706-xFGQ	 <b>EV-DWLGGQ</b> wall mount bracket for cameras, Dark gray.	 <b>EV-DCLGGQ</b> ceiling mount bracket for cameras, Dark gray
EV-12xC-DVHVQ EV-2706-xFWQ	 <b>EV-DWLWQ</b> wall mount bracket for cameras, white.	 <b>EV-DCLWQ</b> ceiling mount bracket cameras, white.
EV-12xC-DVB3Q EV-2706-x3GQ	 <b>EV-DWSGQ</b> wall mount bracket for cameras, Dark gray.	 <b>EV-DCSGQ</b> ceiling mount bracket for cameras, Dark gray.
EV-12xC-DVH3Q EV-2706-x3WQ	 <b>EV-DWSWQ</b> wall mount bracket for cameras, white.	 <b>EV-DCSWQ</b> ceiling mount bracket fo cameras, white.