

















**United Integrated Services Co., Ltd.**  
 5F, No. 3, Lane 7, Paokao Rd., Hsintien,  
 Taipei Hsien, Taiwan  
 Tel: +886-2-29174060#8104 Fax: +886-2-29127724  
 E-mail: sales@wss.uisco.com.tw  
 www.wss.uisco.com.tw  
 All Rights Reserved

Model	Product Name	Photo	Function Descriptions
WG-110	Wireless Gateway		<ul style="list-style-type: none"> <li>- support Wi-Fi(IEEE802.11b/g) network interface</li> <li>- support Zigbee-like(2.4GHz) sensor network interface</li> <li>- support 3GPP mobile access(by USB dongle or PCI-Express card)</li> <li>- support LAN &amp; WAN 10/100BaseT interfaces</li> <li>- support inside rechargeable battery and power adapter</li> <li>- support LED indicators</li> <li>- support reset-to-default S/W &amp; H/W features</li> <li>- support H/W cold reboot feature</li> <li>- support WebUI interface</li> <li>- support wireless touch console access</li> <li>- support wireless IP Camera connectivity</li> <li>- support event log(internal) &amp; SYSLOG(external) features</li> <li>- support DHCP(client/server) &amp; PPPoE(client) features</li> <li>- support remote S/W upgrade feature</li> <li>- support real-time event notification by Email and SMS</li> </ul>
WR-110	Wireless Repeater		<ul style="list-style-type: none"> <li>- support Zigbee-like(2.4GHz) sensor network interface</li> <li>- support up to 10 sensor connections per device</li> <li>- support cascade feature for distance extension</li> <li>- support inside rechargeable battery and power adapter</li> <li>- support upstream Max. 100M(LOS) distance coverage(to gateway or repeater)</li> <li>- support downstream Max. 50M(LOS) distance coverage(to sensor or controller)</li> </ul>
WCC-110	Wireless Console Controller		<ul style="list-style-type: none"> <li>- support Wi-Fi(IEEE802.11b/g) network interface</li> <li>- 7-inch LCD touch panel</li> <li>- support system setup feature</li> <li>- support digital photo frame display feature</li> <li>- support IP camera video display &amp; recording features</li> <li>- support voice message feature</li> <li>- support inside rechargeable battery and power adapter</li> <li>- portable</li> <li>- support wall-mount bracket</li> </ul>
WCC-120	Wireless Console Controller		<ul style="list-style-type: none"> <li>- support Zigbee-like(2.4GHz) RF interface</li> <li>- non-touch LCD panel(128W*32H)</li> <li>- support system setup feature</li> <li>- support inside battery and power adapter</li> <li>- portable</li> <li>- support wall-mountable bracket</li> </ul>
WBC-110	Wireless Button Controller		<ul style="list-style-type: none"> <li>- support Zigbee-like(2.4GHz) RF interface</li> <li>- support both Security Alarm and Emergency Alert features</li> <li>- support inside disposable battery</li> <li>- support min. 2 years battery power life</li> </ul>
WAC-110	Wireless Alarm Controller(Siren)		<ul style="list-style-type: none"> <li>- support Zigbee-like(2.4GHz) RF interface</li> <li>- min. 90dB@30cm</li> <li>- support LED indicator</li> <li>- support both 110V/220V input</li> </ul>
WPC-110	Wireless Power Controller		<ul style="list-style-type: none"> <li>- support Zigbee-like(2.4GHz) RF interface</li> <li>- support LED indicator</li> <li>- support both 110V/220V input/output</li> <li>- support manual or remote power ON / OFF</li> </ul>
WLC-110	Wireless Lock Controller		<ul style="list-style-type: none"> <li>- support Zigbee-like(2.4GHz) RF interface</li> <li>- support LED indicator</li> <li>- support remote door Lock / Unlock</li> <li>- support DC 15V / 120mA output(max.)</li> <li>- support wall-mount bracket</li> </ul>
WCS-110	Wireless Contact Sensor		<ul style="list-style-type: none"> <li>- support Zigbee-like(2.4GHz) RF interface</li> <li>- support LED indicator</li> <li>- support inside disposable battery</li> <li>- support min. 2 years battery power life</li> <li>- support wall-mount bracket</li> </ul>
WTS-110	Wireless Temperature Sensor		<ul style="list-style-type: none"> <li>- support Zigbee-like(2.4GHz) RF interface</li> <li>- support -10 ~ 50 degrees centigrade temperature detection</li> <li>- support LED indicator</li> <li>- support inside disposable battery</li> <li>- support min. 2 years battery power life</li> <li>- support wall-mount bracket</li> </ul>
WMS-110	Wireless Motion(PIR) Sensor		<ul style="list-style-type: none"> <li>- support Zigbee-like(2.4GHz) RF interface</li> <li>- support max. 3M distance motion detection</li> <li>- support LED indicator</li> <li>- support inside disposable battery</li> <li>- support min. 2 years battery power life</li> <li>- support adjustable detection direction(Up / Down, Left / Right)</li> <li>- support wall-mount bracket</li> </ul>
WSS-110	Wireless Smoke Sensor		<ul style="list-style-type: none"> <li>- support Zigbee-like(2.4GHz) RF interface</li> <li>- support LED indicator</li> <li>- support inside disposable battery</li> <li>- support min. 2 years battery power life</li> <li>- support smoke detection</li> <li>- support inside buzzer alarm</li> <li>- support ceiling-mount bracket</li> </ul>
WAT-110	Wireless AI Transducer		<ul style="list-style-type: none"> <li>- support Zigbee-like(2.4GHz) RF interface</li> <li>- support LED indicator</li> <li>- support 3rd-party sensor integration by 4-20mA input</li> <li>- support wall-mount bracket</li> </ul>
WDT-110	Wireless DI Transducer		<ul style="list-style-type: none"> <li>- support Zigbee-like(2.4GHz) RF interface</li> <li>- support LED indicator</li> <li>- support inside disposable battery</li> <li>- support min. 2 years battery power life</li> <li>- support 3rd-party sensor integration by NC/NO-relay</li> <li>- support wall-mount bracket</li> </ul>