The integration guide
for SMBs, installers and integrators



From standalone solutions to full integration

Interlinked systems for professional security needs

asmag.com
Security & IoT

From standalone solutions to full integration

The Integration Guide
For SMBs, installers
and integrators









Executive summary

Security for small-to-medium-sized businesses and upmarket private users can no longer treat video security, access control and alarms as separate systems. Customers expect solutions in which different technologies work together seamlessly, and installers and integrators are the only ones who can make it happen. This asmag guidebook in cooperation with Hikvision introduces the building blocks of the SMB portfolio, explains key linkages between them, outlines the path to full integration for new and existing sites, and shows how everything comes together in villas, offices, shops and condominiums.

Contents

1. Introduction 3

2. Key linkages 5
2.1 Alarm and video 7
2.2 Access control and video verification 8
2.3 Automatic disarm and face recognition 9
2.4 AI video and audio deterrence 9
2.5 Intelligent gate automation 10
2.6 ANPR and face dual verification 10
2.7 Visualized remote troubleshooting 11

3. The path to full integration 12

4. Smart systems for every scenario 14
4.1 Villas: Protection that fits family life 15
4.2 Offices: Secure operations, frictionless.....16
4.3 Shops: Protected inventory, smart owners 17
4.4 Condominiums: Convenient life, controlled access 18

5. Additional resources 19

Introduction

From standalone solutions to full integration

Owners of small businesses need security solutions that enable productivity without causing friction, and upmarket homeowners need solutions that run reliably in the background while keeping them informed and in control regardless of whether they're at home or on vacation.

For years, SMB and private security has relied on separate systems for separate tasks: Video security, locking solutions and alarms that had no or hardly any linkages. The result has been operational gaps. Access events lack video proof, alarms trigger without visual context and error messages require site visits. Customers feel these gaps as extra apps, extra callouts and extra cost.

For installers and integrators

The security landscape for SMBs and upmarket private users is both a challenge and an opportunity. Customers increasingly look for partners who can design a complete solution rather than supply individual products, and Hikvision and its channel partners are best placed to deliver it. Systems that trigger and validate one another reduce false alarms, speed up investigations and simplify daily operation, which customers notice and which keeps them loyal.

This guidebook shows how Hikvision's SMB portfolio supports that approach, from single building blocks to full integrations that link those blocks and ensure systems become more than the sum of their parts—for example for villas, offices, shops and condominiums.



HIKVISION



The building blocks of integrated systems

Integrated security starts with the right building blocks. Hikvision covers every layer of SMB security, from edge devices to the software that connects them.

Category	Products & Features	Role
Video security	AI network cameras (featuring technologies such as ColorVu, AcuSense, DeepinView); dual-lens, PTZ, fisheye and wireless cameras, including AOV solar models; NVRs with AcuSeek AI search	Capturing and analyzing events, filtering real threats and providing visual proof for alarms and entries
Access control	Readers, displays and door cameras as separate units or integrated in one MinMoe face recognition terminal; controllers for multi-door sites; card readers; visitor passes via QR code or PIN	Deciding who can enter where and when, recording attendance and triggering cameras and alarms
Video intercom	IP systems incl. door and indoor stations for new and multi-unit sites; 2-wire and 4-wire systems for retrofits; public-network intercom without LAN cabling	Video link between visitors and residents or staff, on site or in Hik-Connect
Intrusion alarm	AX PRO control panels; wire-free PIR, PIRCAM, curtain detectors and door/window contacts; sirens; wired options where cabling can be planned	Detecting intrusion, arming and disarming by schedule, face recognition or app
Vehicle entrance and exit	ANPR cameras and kits; barrier gates with anti-fall radar; sliding gate openers with camera linkage to record each gate opening	Controlling how vehicles and people pass gates and recording every passage event
Networking	Smart managed routers; smart managed PoE and industrial switches; wireless bridges for long-range connectivity in hard-to-wire outdoor areas, such as farms and industrial sites	Switches enable batch activation via Hik-Partner Pro, automatic network topology generation, and remote maintenance and troubleshooting
Unified software	Hik-Connect: Personal Mode for individual users, Team Mode with portal, multi-site management and BI reports; Hik-Partner Pro & HPP Designer for installers	All systems in one app; configuring linkages and supporting installers from planning to maintenance

Key Linkages

Standalone systems for video security or access control are already tailored to the needs of SME users. Creating linkages between them, however, unlocks streamlined workflows, new benefits and additional value. Systems can, for example, trigger and validate one another so an event in one system automatically prompts a response in another. Linkages add security to core functionalities and enable users to get to the desired results faster and without friction or risk of error.

Linkage	Benefit	How it works	Typical Components	Best for
Alarm and video	Video verifies signals from other sensor classes to rule out false alarms	A detector prompts a linked camera; a clip/live view is sent to Hik-Connect	Wireless PIR detectors and contacts, AX PRO panel, AcuSense cameras, Hik-Connect	Villas, offices & shops; upgrades from alarm-only systems
Access control and video ver-ification	Every entry is linked to its video clip, cutting evidence search time	Face verification at a MinMoe terminal triggers a camera; the clip is logged in Hik-Connect	MinMoe terminals, linked network cameras, Hik-Connect Team Mode	Stock rooms at retailers, office entrances and shared doors
Automatic disarm and face reco-gnition	Authorized entries no longer trigger alerts, enabling hands-free entry	A MinMoe terminal verifies a known face and signals the panel to disarm or open a sliding gate, and open the door	MinMoe terminal, AX PRO panel, Hik-Connect	Office entrances and office compounds

Key Linkages

Linkage	Benefit	How it works	Typical Components	Best for
AI video and audio deterrence	Intruders are turned away before damage occurs, not just recorded	Hik-Connect notes features of an intruder such as clothing color; a three-level voice warning is played	Smart network camera, network horn speaker, Hik-Connect Team Mode	Villas, SME premises with time-sensitive and restricted areas
Intelligent gate automation	Gates combine access control, intercoms and ANPR for secure, automated passage	The gate opens by MinMoe terminal, door station/indoor station, or ANPR; entrance events triggers a linked camera	MinMoe terminal, door and indoor stations, ANPR camera, sliding gate opener, Hik-Connect	Residential entrances with gates, such as condominiums
ANPR and face dual verification	High-value vehicle access that blocks theft attempts	A MinMoe terminal unlocks the ANPR camera; the barrier lifts only when both face and plate are verified	MinMoe terminal, ANPR camera, barrier gate, Hik-Connect Team Mode	Residential community gates and office complex access points
Visualized remote troubleshooting	Malfunctions are found and fixed without a site visit	Hik-Partner Pro shows device status in a topology	Managed PoE switches, IP cameras, NVRs, Hik-Partner Pro	All installers maintaining multi-device systems

Key Linkages

Alarm and Video



Benefit: Alarm events are verified against video footage, enabling users and service providers to rule out false alarms and know what happened before security personnel has to drive to the site.

Alarm-triggered video verification: The moment a detector is triggered, the connected alarm control panel receives the alarm, while the linked network camera captures the scene. The alarm is pushed to the Hik-Connect app together with a seconds-long onboard video clip or a live view and playback, so operators don't have to search for the right footage.

Installers can choose between two configurations:

- Cloud live view and playback: Any online Hikvision IP camera in Hik-Connect can be linked directly to a detector, a simple add-on for existing Hikvision cameras.
- 7-second onboard video: Up to four IP cameras can be added directly to Hikvision's AX series control panel and linked to the existing detector infrastructure.

Typical components: Wireless PIR detectors and magnetic contacts, an AX PRO control panel, network cameras and Hik-Connect.

Smart cameras as detectors: AcuSense-enabled cameras can also be added to the panel as detectors. Camera rules such as line crossing become alarm zones. Accurate person and vehicle detection means the panel is triggered by real threats only. Instant visual verification is sent to the Hik-Connect app as well as to an alarm receiving center, without requiring a separate video platform, high bandwidth or additional software.

Typical components: AX PRO control panel, AcuSense cameras (Pro or Value series, thermal or cable-free where needed) and Hik-Connect.

Value: SMB customers experience fewer false alarms and have a clear picture of every event. Installers reduce unnecessary callouts and gain a simple upgrade path from alarm-only to video-verified systems.

Key Linkages

Access Control and Video Verification



Benefit: Every access event is linked to the respective video clip, reducing the time needed to search for evidence after an incident.

How it works: When a user authenticates at a MinMoe terminal, the system triggers a linked camera to capture the entry process. Each entry is paired with a dedicated clip, creating a visual audit trail that makes tailgating and disputes easy to trace. Users can watch the clip in the access log of the Hik-Connect app, which ensures easy operation in real time.

Set-up: The terminal and cameras are linked through Hik-Connect Team Mode, which supports all access terminal models and compatible network cameras, with free access for channels, doors, ANPR, and panels to cover a wide range of SMB scenarios.

The linkage enables new workflows:

- **Enhanced security:** Face recognition confirmed, linked camera activated
- **Visualized logs:** Every access captured with video for instant playback
- **Efficient retrieval:** Directly in Hik-Connect Team Mode

Value: For stock rooms, office entrances and shared doors, access control alone is not enough, as traditional logs only show who badged in, but cannot capture the complexity of events, for example when a second person walks in behind the authorized user. With access control and video linked, installers add a visible benefit to any terminal installation, and customers get evidence without searching through hours of footage.

Key Linkages

Automatic disarm and Face recognition

Benefit: Authorized entries no longer trigger unnecessary alerts, and hands-free entry is enabled.



How it works: When a MinMoe face recognition terminal verifies an authorized user seeking to unlock the entrance, such as the door to an office, it instantly signals the alarm control panel to disarm the system, and the operator receives a notification in the Hik-Connect app. Installers add the terminal to the control panel and configure the event linkage.

Value: Staff and residents move freely without keypads or apps, as disarming permissions remain configurable and strictly controlled, and every access event is linked to the respective footage. Facial recognition-enabled systems are suitable for a vast range of scenarios from villas to office compounds and condominium entrances.

AI Video and Audio Deterrence

Benefit: Systems can turn away intruders before damage occurs, instead of recording events passively.

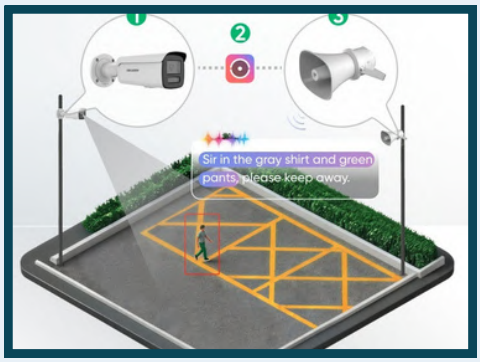

How it works: In a fully automated process, Hikvision smart cameras detect a person or vehicle-related event, while Hik-Connect analyzes the target's features, such as clothing color. It then triggers a network horn speaker to play tailored, three-level voice warnings in sequence, such as addressing the person by their clothing color so they know they have been spotted. Smart cameras and speakers are linked through Hik-Connect Team Mode.

The linkage increases precision, efficiency and system intelligence:

- **Detect precisely:** People and vehicle event detection
- **Analyze intelligently:** AI scene interpretation of target features
- **Deter effectively:** Three-level intelligent voice deterrence

Value: Restricted areas gain proactive protection through intelligent voice deterrence, reducing the need for on-site personnel to respond to intrusion events.

Key Linkages

Intelligent gate automation

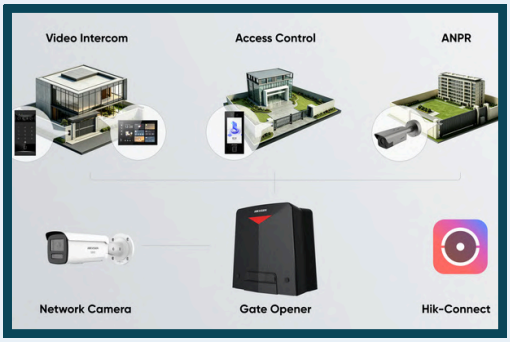

Benefit: Far from being passive bulwarks, modern gates integrate access control, intercoms and ANPR for secure, automated and efficient passage.

How it works: Visitors call from the door station, and residents grant entry from an indoor station or remotely through the Hik-Connect app. Owners can use passcodes, cards, Bluetooth, QR codes or the app, while ANPR cameras recognize authorized vehicles and open the gate for them. Together with MinMoe face recognition, this gives users three flexible ways to open the gate. Every gate-opening event triggers a linked camera, generating a searchable visual audit trail for post-event investigations.

Value: One gate, several flexible ways to open it, and a recording of each passage: Installers can combine any door station with an exit-button interface, and any network camera with an alarm input, so existing devices can be integrated with the system.

ANPR and face dual verification



Benefit: High-security vehicle access that blocks any theft attempt.

How it works: The barrier lifts only when both the driver and the vehicle are authenticated. The process is smooth yet strictly sequential: the driver scans their face at a MinMoe terminal, which unlocks the ANPR camera to read the license plate. Only when both are verified, the gate opens.

Value: Users benefit from integrated people and vehicle permission management, real-time alarms and reports through Hik-Connect Team Mode. The solution suits vehicle entry and exit points, such as residential community gates and office complex entrances, where multi-factor identity verification is required.

Key Linkages

Visualized remote troubleshooting

Benefit: Malfunctions can be found and fixed without a site visit.

How it works: Cameras connect to a smart-managed switch over PoE. Hik-Partner Pro batch-activates devices and generates a network topology map. From this single dashboard, installers can preview live feeds, control PTZ cameras, locate link failures and offline cameras, check device and port status, and reboot PoE ports remotely.

Value: Faster deployment, fewer truck rolls and a clearer view of the network behind every system.



The role of the integrator beyond installation

A linked system doesn't end at handover. Hik-Partner Pro supports the whole project cycle: activating devices, generating the network topology, handing the site over to the customer, and afterwards checking device and port status or restarting a PoE port remotely. Alarm events with video verification can be passed to an alarm receiving center, opening the door to monitoring services. And because most of these linkages are configured in Hik-Connect, adding functionalities, such as automatic disarm or AI deterrence, is an upgrade rather than a rebuild. Customers get a system that grows with their business, and installers get a reason to be the first to call.

The path to full integration

Individual devices solve individual problems. Real value, however, emerges when video, access control, intercom, alarms and networking function as one system. For installers, integration also raises practical questions: where to start, what to reuse and how to keep the result easy to manage.

Common challenges:

- **Integration** with existing infrastructure: cabling, cameras and recorders are already on site, but have so far operated separately
- **Scalability**: customers who start small, but might want to expand later
- **Fragmented** apps, logins and documentation across vendors
- **Networks** that were not planned for the combined workloads of cameras, access control terminals and intercoms

Best practice for installations:

New builds offer the cleanest path to full integration. Work starts with the definition of security zones and needs with the customer, followed by network planning (PoE capacity, switch locations, cable routes), and the selection of devices for each system. HPP Designer supports planning from floor plan to quotation. On site, Hik-Partner Pro batch-activates devices and generates the network topology, and linkages are configured in Hik-Connect. Handover and remote maintenance happen on the same platform.

Growing with the customer

Hik-Connect Personal Mode serves individual users with up to 128 channels or devices, while Team Mode adds a portal, multi-site management and unlimited devices and users, so systems can scale without architectural changes.

Integration is a design decision made at the start, not a layer added at the end.

The path to full integration

The key linkages between subsystems and functionalities explored in this guidebook can be expressed schematically:

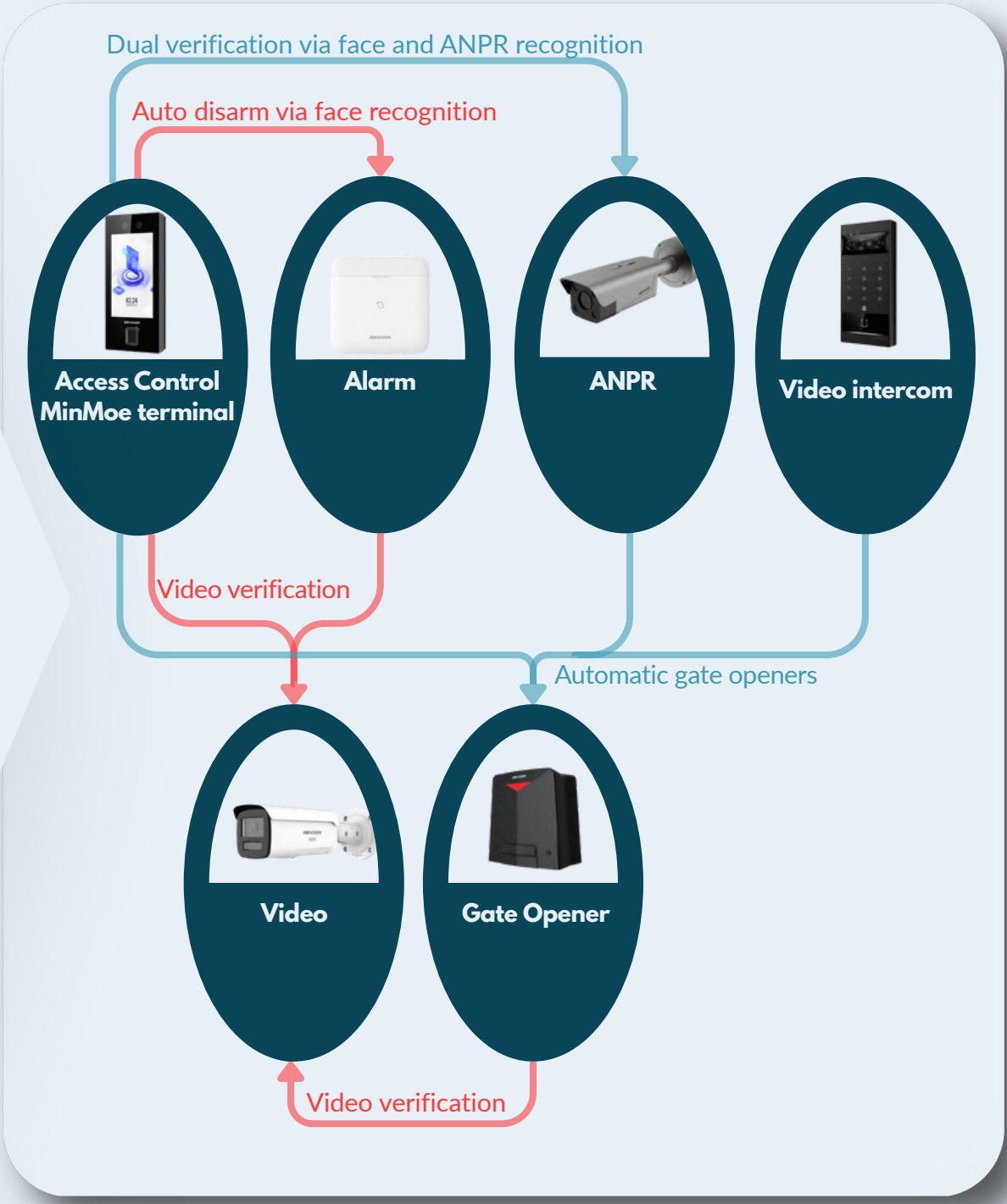

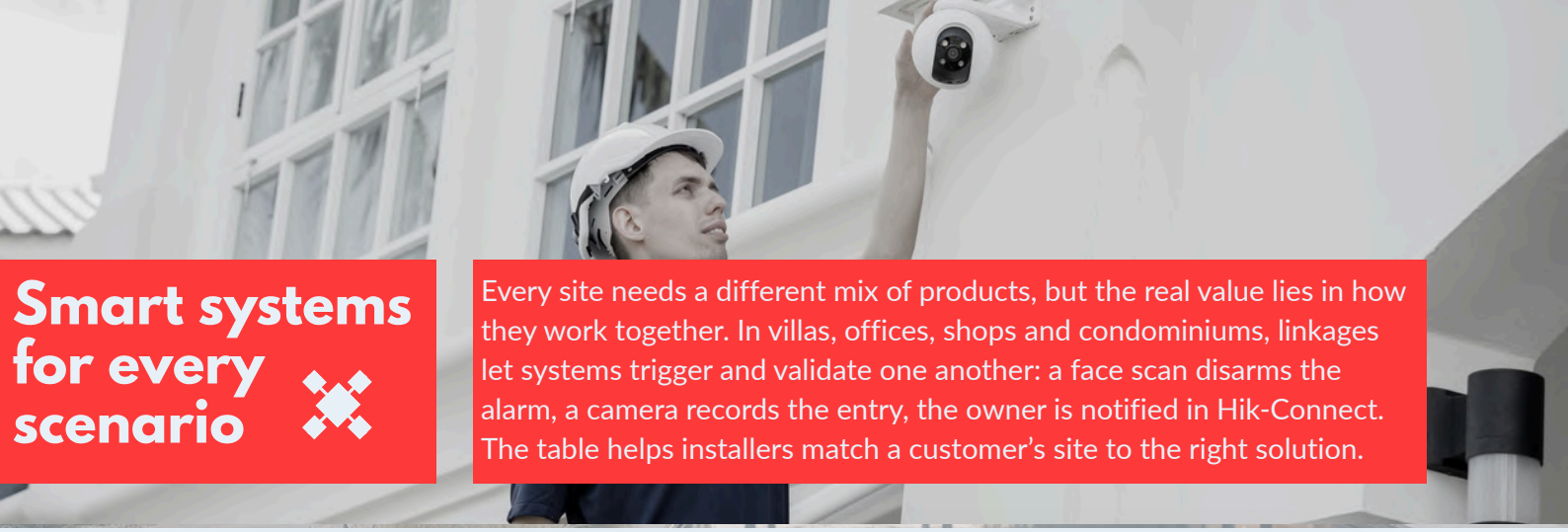

Smart systems for every scenario

Every site needs a different mix of products, but the real value lies in how they work together. In villas, offices, shops and condominiums, linkages let systems trigger and validate one another: a face scan disarms the alarm, a camera records the entry, the owner is notified in Hik-Connect. The table helps installers match a customer's site to the right solution.

Use case	Villas	Offices	Shops	Condominiums
Typical needs	Early perimeter warning, clear night images, visitor screening, home/away arming	Controlled visitor entry, restricted rooms, staff attendance records, after-hours protection	Theft deterrence, stock-room control, foot-traffic insights, streamlined footage search	Secure entrances and visitor calls, controlled shared areas, vehicle access, central management
Core products	AcuSense and ColorVu cameras, AOV SolarVu cameras, video intercoms, AX PRO alarm	MinMoe face recognition terminals, AcuSense cameras with NVR, AX PRO alarm, ANPR cameras, barrier gates	People counting cameras, fisheye and ColorVu cameras, AcuSeek NVR, face terminals, AX PRO alarm, network audio	IP video intercom, ColorVu 3.0 cameras, ANPR cameras, smart managed PoE switches
Key linkages	Alarm and video; intelligent gate automation; visualized remote troubleshooting	Access-triggered video; automatic disarm via face recognition, alarm and video, AI video-audio deterrence; visualized remote troubleshooting	Video-verified access control, alarm and video; AI video-audio deterrence; visualized remote troubleshooting	Intelligent gate automation; visualized remote troubleshooting
Hik-Connect mode	Personal	Team	Team	Team
Tip	Plan arming modes early; avoid covering neighboring premises	Define access rights by role and review them when staff change	Use wide dynamic range cameras for glass shopfronts	Plan cable risers early, or consider public-network intercom



Smart systems for every scenario

Scenario 1: Villas

Protection that fits family life

Villas need security systems that blend into daily life. Owners want visibility of what happens along the property perimeter, at the gate and inside the house. With Hikvision, they can stay in control from anywhere, without turning their home into a fortress.

Typical security needs:

- Early warning at the boundary, garden and gate, with systems that actively reduce false alarms
- Clear color images around the property at night
- Seeing and speaking to visitors before opening the door
- Intrusion protection with “home” and “away” modes
- Convenient, keyless entry for family, staff and guests
- Remote control from a single app

Recommended solution design:

AcuSense bullet cameras with ColorVu cover the yard, gates and doors, while AOV SolarVu dual-lens PT cameras extend coverage across larger premises with wire-free installation. Smart cameras used as detectors turn the perimeter into an alarm zone, alerting owners the moment an intruder approaches the house. Video door stations at the gate and front door connect to indoor stations and Hik-Connect, so owners can tend to visitors from abroad as easily as from home.

Indoor, AX PRO alarms with PIRCAM and curtain detectors protect rooms, doors and windows, and owners can conveniently arm or disarm the system anytime from Hik-Connect. A smart managed PoE switch powers and connects all wired devices, and Hik-Connect Personal Mode brings everything together in one app.

Tips:

Arming modes should be a topic with the owner from the early planning stages, so the perimeter stays active at night while the family moves freely indoors. Camera positions should be planned not just with maximum visibility in mind, but also to avoid covering neighboring premises.

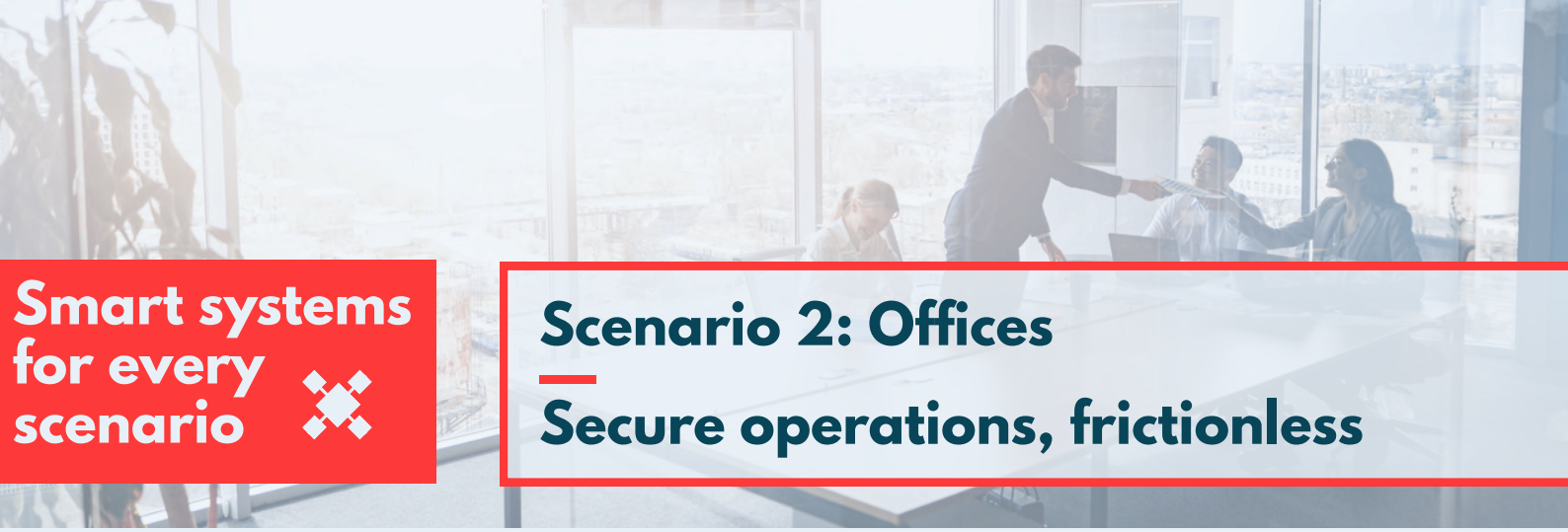

Smart systems for every scenario

Scenario 2: Offices

Secure operations, frictionless

Offices need security that supports daily operations. This includes employees arriving at different times, visitors being received, and files, equipment and meeting rooms in need of discreet protection.

Typical security needs:

- Controlled entry for staff, with a clear process for visitors
- Restricted rooms such as server rooms, storage and management offices
- Reliable attendance records
- Video coverage of entrances, reception and parking
- Intrusion protection outside working hours

Recommended solution design:

Facial recognition terminals at the main entrance and restricted rooms provide fast, keyless access, with built-in controllers keeping door setups simple. The terminals also record attendance. Access-triggered video verification pairs every entry with a clip, so tailgating and disputes are easy to trace, while automatic disarm switches the alarm off as authorized staff arrive. AcuSense cameras cover entrances, reception and parking, with an NVR for storage.

Through Hik-Connect, staff can create temporary credentials for visitors, who then enter on their own with a QR code or PIN code at the MinMoe terminal, while visitor vehicles are recognized by ANPR and let in automatically. After hours, an AX PRO alarm with door contacts and PIR detectors protects the premises, with alarm-video linkage sending a clip to the operator's phone, while Hikvision interactive flat panels equip meeting rooms. Hik-Connect Team Mode provides visibility across all systems and offices.

Tips

Access rights should be set by role or department and reviewed on a rolling basis whenever staff change. The PoE budget should be calculated early, as terminals, cameras and intercoms might require more networking support depending on scale.



Smart systems for every scenario

Scenario 3: Shops

Protected inventory, smart owners

For shop owners, security and business go hand in hand. Cameras installed at different points that deter theft can also show how many customers come in and where they spend their time, helping generate intelligence leading to better sales and service.

Typical security needs:

- Reducing shrinkage, including by deterring and documenting theft and fraud attempts
- Controlling stock rooms and back doors
- Understanding foot traffic and customer behavior
- Finding footage quickly in case of disputes and insurance claims
- Protection after closing
- Announcements and background music

Recommended solution design:

People counting cameras track store visitor traffic, providing valuable insights to analyze customer flow trends. Fisheye cameras under the ceiling cover the sales floor, with heat maps showing dwell times by area. ColorVu-enabled bullet and turret cameras watch aisles, the till and the back door, while an AcuSeek NVR lets owners find an incident by typing a description in natural language. Stock and staff room doors are equipped with face terminals, and access-triggered video verification adds a clip to every entry.

After closing, an AX PRO alarm with door contacts and PIR detectors protects the premises, with alarm-video linkage sending visual proof to the owner and AI video-audio deterrence turning intruders away at the entrance. The same network speakers handle announcements and scheduled audio on the same platform, enabling the owner to manage everything, including daily traffic reports, in Hik-Connect Team Mode.

Tips

Cameras with wide dynamic range are the best fit for glass shopfronts, as backlight can turn faces into silhouettes. Near-entrance cameras should be placed strategically so person counting covers the full width of the entrance.



Smart systems for every scenario

Scenario 4: Condominiums

Convenient life, controlled access

Condominiums combine private homes and shared spaces. Residents expect a convenient, safe building, and property managers need control over who enters, from owners and tenants to couriers and guests.

Typical security needs:

- Secure entrances with reliable visitor calls
- Controlled access to lobbies, garages, gyms and rooftops
- Video coverage of common areas, parking and perimeter
- Vehicle entrance and exit control
- Central management for the property manager
- Simple credential handling for move-ins and move-outs

Recommended solution design:

IP video intercom forms the backbone of condo security systems: Door stations at building entrances connect to indoor stations in each unit and to a management center, so residents can see visitors and release the door from home or from the Hik-Connect app.

Cameras with ColorVu 3.0 cover lobbies, garages and the perimeter, while intelligent gate automation and ANPR manage vehicle entrance and exit. Smart managed PoE switches with Hik-Partner Pro provide visualized remote troubleshooting, letting installers find offline cameras and reboot ports without a site visit. Hik-Connect Team Mode gives the property manager a single view of video, access, intercom and alarms, including buildings, rooms, residents and temporary passes.

Tips

Cable risers and switch rooms should be planned early, as retrofitting occupied buildings is costly. Alternatively, a public-network intercom solution connects indoor stations and door stations over the internet, eliminating extensive cabling that traditional LAN-based setups require.

Final thoughts: Integration as the great enabler

SMB and private customers rarely ask for “integration”. They ask for security that works, is simple to use and does not become a burden to maintain. Meeting these expectations increasingly means moving from standalone products to systems whose parts trigger and validate one another.

Key takeaways for installers and integrators:

• Start with the customer’s needs and the linkages that address them, not with a product list.

• Plan the network and platform first: Hik-Connect Personal Mode for individual users, Team Mode as customer numbers grow, and Hik-Partner Pro for activation, monitoring and maintenance.

• Treat the first project as the start of a relationship. With linkages configured in software, adding automatic disarm, deterrence or video verification for alarms or access control later is an upgrade, not a rebuild.

With a broad portfolio, a unified software layer and tools that support partners from planning to maintenance, Hikvision helps installers deliver connected security step by step, from a first camera or door to a fully integrated site.

Additional resources

• *Hikvision SMB converged solutions:*
www.hikvision.com/en/solutions/solutions-for-small-medium-business/smb-converged-solutions/

• *Hikvision one-stop SMB solutions:*
www.hikvision.com/en/solutions/solutions-for-small-medium-business/end-to-end-solutions/

• *Hikvision SMB solutions leaflet:*
www.hikvision.com/content/dam/hikvision/en/brochures-download/product-leaflet/Leaflet---SMB-solutions.pdf

• *asmag.com guidebook on Hik-Partner Pro Designer:*
www.asmag.com/download/2026-hikvision.pdf



About asmag.com

asmag.com is a global online publication for physical security channel professionals: manufacturers, distributors and integrators. We provide the latest product and technology news in video surveillance and access control, in-depth market trend reports, and case studies for different verticals. Our services include targeted, measurable advertising solutions and live events that help our clients reach a qualified audience.

About Hikvision

Founded in 2001, Hikvision focuses on integrated security and scenario-based digitalization. Propelled by the AI-powered Internet of Things (AIoT), the Company remains committed to serving various industries with its machine perception and artificial intelligence technologies. Guided by the core values of 'Professionalism, Reliability, and Integrity', Hikvision explores innovative ways to better perceive and understand the world. It empowers visionary decision-makers and practitioners to work together to enhance safety and advance sustainable development around the world. The Company's business grows through technologies that are deeply rooted in innovation and an increasingly diverse range of AIoT products and solutions. With an open ecosystem, Hikvision is empowering the industry and advancing with its partners. The Company currently provides products and services to over 180 countries and regions. In 2025, Hikvision's revenue was RMB 92.51 billion (USD 12.95 billion).