



SHENZHEN DOWSE ELECTRONICS CO., LTD.

5F No.5 Bldg Minxing Industrial Park Minkang Rd.Minzhi Ave.Longhua Town Bao'An District Shenzhen China



Tel:86-755-29500291 29500582 Fax:86-755-29500213 29500160 <http://www.szdownse.com> ds01@szdownse.com





Contact Info.:






MSN: <http://www.szdownse.com>
 Skype: dowse-sales@hotmail.com
 Email: ds01@szdownse.com












Wide-dynamic Cameras






Photos	Model			Dimension(L x W x H) / (Φ x H) (mm)	Weight(KG)
	DS-340WD	1/3" SONY Double Scan CCD 540TV Line 0.0002 Lux Wide-Dynamic cameras w/o lens	WDR 160X, OSD menu(Mask, Color to Color, Pure Color, Color to B&W, Mirror, Camera ID, Baud Rate, AWB, BLC, AGC), DSS, Motion Detect; RS485	115×65×63	0.39
	DS-8032WD	1/3" SONY Double Scan CCD 540TVL Color to B/W 0.0002 Lux 4-9mm Step motor IR Cut, 3D Adjustable Wide-Dynamic Range	WDR 160X, OSD menu(Mask, Color to Color, Pure Color, Color to B&W, Mirror, Camera ID, Baud Rate, AWB, BLC, AGC), DSS, Motion Detect	Φ110×83	0.28






	DS-781VWD	1/3" SONY Double Scan CCD 540TV Line 0.0002 Lux Wide-Dynamic cameras, Auto Iris 4-9mm lens, AC24V/DC12V Vandalproof	WDR 160X, OSD menu(Mask, Color to Color, Pure Color, Color to B&W, Mirror, Camera ID, Baud Rate, AWB, BLC, AGC), DSS, Motion Detect	157X134X281	1.75
Box Cameras					
Photos	Model			Dimension(L x W x H) / (Φ x H) (mm)	Weight(KG)
	DS-780B	1/3" SONY SuperHAD CCD 540TVL, 0.001Lux; multinational language; Step motor ICR; ABF(Auto Back Focus); AC220V w/o lens	Auto Back focus, Step motor ICR, Multinational lanaguage AC220	120×70×65	0.55
	DS-780BE	1/3" SONY SuperHAD CCD 540TVL, 0.001Lux; multinational language; AC220V w/o lens	Multinational language AC220	120×70×65	0.55
	DS-386DN	1/3 Sony Super HAD CCD, 540TVL 0.8Lux DC2V w/o lens		115×65×62	0.38






	DS-376DR	1/3" SONY Exview HAD CCD 540TV Line 0.005Lux DC12V DRIVE VIDEO/DC w/o lens		115×65×62	0.38
	DS-373DR	1/3" SONY Exview HAD CCD 420TV Line 0.005Lux DC12V DRIVE VIDEO/DC w/o lens		115×65×62	0.38
	DS-376DCT	1/3" SONY Super HAD CCD 540TVL 0.001Lux/F1.2 IR CUT (double filters and double programme) DC12V w/o lens	ICR (Step motor drive) , OSD menu(Mask, Color to Color, Pure Color, Color to B&W, Mirror, IR LED connect from outside available, Camera ID, Baud Rate, AWB, BLC, AGC) ; RS485	115×65×62	0.38
	DS-373DCT	1/3" SONY Super HAD CCD 420TVL 0.001Lux/F1.2 IR CUT (double filters and double programme) DC12V w/o lens	ICR (Step motor drive) , OSD menu(Color to Color, Pure Color, Color to B&W, Mirror, IR LED connect from outside available, Camera ID, Baud Rate, AWB, BLC, AGC) ; RS485	115×65×63	0.38
	DS-376ACT	1/3" SONY Super HAD CCD 540TVL 0.001Lux/F1.2 IR CUT (double filters and double programme) AC24V w/o lens	ICR (Step motor drive) , OSD menu(Mask, Color to Color, Pure Color, Color to B&W, Mirror, IR LED connect from outside available, Camera ID, Baud Rate, AWB, BLC, AGC) ; RS485, wide voltage: DC 8~35V, AC 9~26V	115×65×62	0.38






	DS-373ACT	1/3" SONY Super HAD CCD 420TVL 0.001Lux/F1.2 IR CUT (double filters and double programme) AC24V w/o lens	ICR (Step motor drive) , OSD menu(Color to Color, Pure Color, Color to B&W, Mirror, IR LED connect from outside available, Camera ID, Baud Rate, AWB, BLC, AGC) ; RS485, wide voltage: DC 8~35V, AC 9~26V	115×65×62	0.38
	DS-340DH	1/3" SONY Super HAD CCD 540TVL 0.5Lux/F1.2 DC12V w/o lens		120×65×60	0.40
	DS-340DL	1/3" SONY Super HAD CCD 420TVL 0.5Lux/F1.2 DC12V w/o lens		120×65×60	0.40
Integrated Cameras					
Photos	Model			Dimension(L x W x H) /(Φx H) (mm)	Weight(KG)
	DS-670DH	1/4 Sony CCD 540TVL 22X Auto focus RS485 communciation/cable conrtol interface	Auto focus; RS485 communciation; cable conrtol interface; Video Signal can be expansile; OSD menu(include 14 items, 670DL is 7 items) ; Color to B&W, Pure Color;	104x58x67	0.26
	DS-670DL	1/4 Sony CCD 420TVL 22X Auto focus RS485 communciation/cable conrtol interface		104x58x68	0.26






	DS-968DN	1/4" Sony CCD 420TVL Line 0.1Lux Day&Night X22 ZOOM Auto Focus		110×60×59	0.57
	DS-966DN	1/4" Sony CCD 420TVL Line 0.1Lux Day&Night X22 ZOOM Auto Focus		110×60×60	0.57
IR Cameras					
Photos	Model			Dimension(L x W x H)/(Φx H) (mm)	Weight(KG)
180M IR					
	DS-6188R	Built-in with 22X integrated camera, 540TVL , 180M IR, AC90-260V, Built-in with fan, heater	850nm IR led; 30°IR angel; IR led will startup at 3-8 lux ; Heat Dispiation:ON : -5 , OFF : 15 Heat up:ON : 15 , OFF : 45	460×146×273	6.50
	DS-6180R	Built-in with 22X integrated camera, 420TVL , 180M IR, AC90-260V, Built-in with fan, heater	850nm IR led; 30°IR angel; IR led will startup at 3-8 lux ; Heat Dispiation:ON : -5 , OFF : 15 Heat up:ON : 15 , OFF : 45	460×146×273	6.50






	DS-7885R	1/3 Sony CCD 540TVL 120M 6X RS485 8.5-51mm AC2	Heat up, Heat dissipation and demist ; RS485 Interface; Auto Focus; ; OSD Heater work: -5 ~15 ; Fans Work: 45 ~15 ; AGC; AWB; BLC; AES This shell can install other factory's Intergrate camera	460×146×273	6.50
	DS-7385R	1/3 Sony CCD 420TVL 120M 6X RS485 8.5-51mm AC2		460×146×273	6.50
100M IR					
	DS-6100H	1/4 Sony Super 540TVL HAD CCD 100M IR OSD Menu RS485 Interface Heat up, Heat dissipation and demist; 3.9~85.8 mm lens	OSD Menu RS485 Interface Heat up, Heat dissipation and demist; Time lapse; Intelligen IR control; AGC; AWB; BLC; AES; IP66	φ106×224	1.66
	DS-6100L	1/4 Sony Super 420TVL HAD CCD 100M IR OSD Menu RS485 Interface Heat up, Heat dissipation and demist; 3.9~85.8 mm lens		φ106×224	1.66
	DS-6100HCT	1/3 Sony Super HAD CCD 540TVL HAD CCD 100M IR 16mm lens	Step Motor ICR, Digital time lapse 65pcs IR leds, 100M IR	φ106×224	1.66






	DS-6100LCT	1/3 Sony Super HAD CCD 420TVL HAD CCD 100M IR 16mm lens	Step Motor ICR, Digital time lapse 65pcs IR leds, 100M IR	φ106×224	1.66
80M IR					
	BL-6380DH	1/3 SONY CCD 540TVL Cable Management 80M IR distance Varifocal sync focus 8-20mm lens	4 axis Bracket,built-in with heater and fan,varifocal sync focus lens,OSD Menu	φ172×413	2.35
	BL-6380DL	1/3 SONY CCD 420TVL Cable Management 80M IR distance Varifocal sync focus 8-20mm lens		φ172×413	2.35
	BL-6380DHCT	1/3 SONY CCD 540TVL Cable Management 80M IR distance Varifocal sync focus 8-20mm lens Step motor ICR	4 axis Bracket,built-in with heater and fan,varifocal sync focus lens,OSD Menu	φ172×413	2.35
	BL-6380DLCT	1/3 SONY CCD 420TVL Cable Management 80M IR distance Varifocal sync focus 8-20mm lens Step Motor ICR		φ172×413	2.35






	BL-6380BH	1/3 SONY CCD 540TVL Cable Management 80M IR distance Varifocal sync focus 8-20mm lens AC220V Built-in with heater and fan	4 axis Bracket,built-in with heater and fan,varifocal sync focus lens,OSD Menu	φ172×413	2.35
	BL-6380BL	1/3 SONY CCD 420TVL Cable Management 80M IR distance Varifocal sync focus 8-20mm lens AC220V Built-in with heater and fan		φ172×413	2.35
	BL-6380BHCT	1/3 SONY CCD 420TVL Cable Management 80M IR distance Varifocal sync focus 8-20mm lens AC220V Built-in with heater and fan Step motor ICR		φ172×413	2.35
	BL-6380BLCT	1/3 SONY CCD 420TVL Cable Management 80M IR distance Varifocal sync focus 8-20mm lens AC220V Built-in with heater and fan Step motor ICR		φ172×413	2.35
	DS-7883R	1/3 Sony 540TVL 80M Auto Iris Manual lens 9-22mm		406X 155X237	1.35






	DS-7383R	1/3 Sony 420TVL 80M Auto Iris Manual lens 9-22mm		406X 155X237	1.35
	DS-7881DCT	1/3 Sony Super HAD CCD, 540TVL, 80M IR , 16mm CS lens, step motor ICR	Step Motor ICR, 80M IR, 45pcs 8 leds	406X 155X237	1.35
	DS-7381DCT	1/3 Sony Super HAD CCD, 420TVL, 80M IR , 16mm CS lens, step motor ICR	Step Motor ICR, 80M IR, 45pcs 8 leds	406X 155X237	1.35
	DS-7881ACT	1/3 Sony Super HAD CCD, 540TVL, 80M IR , 16mm CS lens, step motor ICR AC220V	Step Motor ICR, 80M IR, 45pcs 8 leds	406X 155X237	1.35
	DS-7381ACT	1/3 Sony Super HAD CCD, 420TVL, 80M IR , 16mm CS lens, step motor ICR AC220V	Step Motor ICR, 80M IR, 45pcs 8 leds	406X 155X237	1.35






	DS-689DA	1/4" SONY Super HAD CCD 540TV Line IR ON 0Lux 80M IR 22X ZOOM Auto Focus(19PCS LED)	OSD menu(14 items) , Mask, AGC; AWB; BLC; AES; IP66, Color to B&W, pure Color, RS485, mask auto and manual focus switch	φ80×150	1.05
	DS-7880AR	1/4 Sony Super HAD CCD 540TVL Intelligent IR control RS485 Interface lens(3.9-85.8) IR 80M	Intelligent IR control avoid near IR distance expose; RS485; OSD menu; color to B&W, pure color; time lapse; AGC; AWB; BLC; AES; IP66	406X 155X237	1.35
	DS-7380AR	1/4 Sony Super HAD CCD 420TVL Intelligent IR control RS485 Interface lens(3.9-85.8) IR 80M		406X 155X237	1.35
	DS-7883PTZ	1/3 Sony CCD, 480TVL , 9-22 Varifocal sync.focus lens, IR remote control , built-in with decoder, AC24V, OSD Menu, RS485	Step Motor ICR, Varifocal sync.focus lens, IR remote control(w/o PTZ)	406X 155X237	1.35
	DS-686D	1/3 Sony Super HAD CCD 540TVL , 80M IR 4-9/5- 15mm lens	80M IR Cameras, Fixed iris 4-9/5-15mm lens , digital time lapse, Outside zoom and focus adjustable	224X157X118	1.40






	DS-685D	1/3 Sony Super HAD CCD 540TVL , 80M IR 4-9/5-15mm lens	80M IR Cameras, Fixed iris 4-9/5-15mm lens , digital time lapse, Outside zoom and focus adjustable	224X157X118	1.40
60M IR					
	DS-7862CR	1/3 Sony Super Had CCD 540TVL Step Motor ICR auto-iris lens 3.3~12 or 9~22mm 60M IR	Special for number-plate surveillance	290X186.5X108.5	1.05
	DS-7861ZCR	1/3" SONY CCD 480TVL Varifocal Synch Focus Lens 5-15mm 60m IR, Step Motor ICR, IR Remote control		290X186.5X108.6	1.05
	DS-7361ZCR	1/3" SONY CCD 420TVL Varifocal Synch Focus Lens 5-15mm 60M IR , Step Motor ICR, IR Remote control		290X186.5X108.7	1.05
	DS-7861CR	1/3 Sony Super Had CCD 540TVL Step Motor ICR Auto Iris lens 4-9mm Zoom &Focus adjustable from outside	ICR (Step motor drive, more stable and long life) time lapse; AGC; AWB; BLC; AES; IP66 Zoom and focus adjust at the bottom	290X186.5X108.5	1.05






	DS-7361CR	1/3 Sony Super Had CCD 420TVL Step Motor ICR Auto Iris lens 4-9mm Zoom &Focus adjustable from outside	ICR (Step motor drive, more stable and long life) time lapse; AGC; AWB; BLC; AES; IP66 Zoom and focus adjust at the bottom	290X186.5X108.5	1.05
	DS-7861R	1/3 Sony Super Had CCD 540TVL lens 4-9mm Zoom &Focus adjustable from outside	time lapse; AGC; AWB; BLC; AES; IP66 Zoom and focus adjust at the bottom	290X186.5X108.6	1.05
	DS-7361R	1/3 Sony Super Had CCD 420TVL lens 4-9mm Zoom &Focus adjustable from outside		290X186.5X108.7	1.05
	DS-7860CR	1/3 Sony Super Had CCD 540TVL Step Motor ICR lens 8mm	Step Motor ICR time lapse; AGC; AWB; BLC; AES; IP66	290X186.5X108.5	1.05
	DS-7360CR	1/3 Sony Super Had CCD 420TVL Step Motor ICR lens 8mm		290X186.5X108.5	1.05






	DS-7860R	1/3 Sony Super Had CCD 540TVL lens 8mm		290X186.5X108.5	1.05
	DS-7360R	1/3 Sony Super Had CCD 420TVL lens 8mm	time lapse; AGC; AWB; BLC; AES; IP66	290X186.5X108.5	1.05
	DS-7866R	1/3 Sony Super Had CCD 540TVL lens CS 8mm lens 60M IR	time lapse; AGC; AWB; BLC; AES; IP66 CS Lens	290X186.5X108.5	1.05
	DS-7366R	1/3 Sony Super Had CCD 420TVL lens CS 8mm lens 60M IR		290X186.5X108.5	1.05
	DS-7866CR	1/3 Sony Super Had CCD 540TVL lens CS 8mm lens 60M IR Step Motor ICR	Step Motor ICR time lapse; AGC; AWB; BLC; AES; IP66 CS Lens	290X186.5X108.5	1.05






	DS-7366CR	1/3 Sony Super Had CCD 420TVL lens CS 8mm lens 60M IR Step Motor ICR	Step Motor ICR time lapse; AGC; AWB; BLC; AES; IP66 CS Lens	290X186.5X108.5	1.05
	DS-693D	1/3 Sony Super Had CCD 540TVL D&N, Step Motor ICR 60M IR	Step Motor ICR AGC; AWB; BLC; AES; IP66, D&N(electronic color to B&W) Time lapse(color to B&W 2s, B&W to Color 4~5s)	φ80×150	0.89
	DS-692D	1/3 Sony Super Had CCD 540TVL D&N, Step Motor ICR 60M IR		φ80×150	0.89
60M IR Cameras					
	DS-6360DH	1/3" SONY CCD 540TVL 60M IR 8mm lens Cable management		180x110x86.5	1.1
	DS-6360DL	1/3" SONY CCD 420TVL 60M IR 8mm lens Cable management		180x110x86.5	1.1





	DS-6360DHCT	1/3" SONY CCD 540TVL 60M IR 8mm lens step motor ICR Cable management		180x110x86.5	1.1
	DS-6360DLCT	1/3" SONY CCD 420TVL 60M IR 8mm lens step motor ICR Cable management		180x110x86.5	1.1
40M IR					
	DS-7841ZCR	1/3" SONY CCD 480TVL Varifocal Synch Focus Lens 4-9mm 40m IR, Step Motor ICR, IR Remote control	Step Motor ICR, Varifocal sync.focus lens, step motor ICR, IR Remote control, cable management	295X188X98	1.05
	DS-7341ZCR	1/3" SONY CCD 420TVL Varifocal Synch Focus Lens 4-9mm 40M IR , Step Motor ICR, IR Remote control	Step Motor ICR, Varifocal sync.focus lens, step motor ICR, IR Remote control cable management	295X188X98	1.05
	DS-664DCT	1/3" SONY Super HAD CCD 540TV Line IR ON 0Lux 40M 4-9mm lens Step Motor ICR Zoom & Focus Handy outside adjustable	Step Motor ICR Zoom, focus from outside by hand; AGC; AWB; BLC; AES; IP66, Double front glass avoid fog and expose	Φ61×115	0.70




	DS-663DCT	1/3" SONY Super HAD CCD 420TV Line IR ON 0Lux 40M 4-9mm lens Step Motor ICR Zoom & Focus Handy outside adjustable	Step Motor ICR Zoom, focus from outside by hand; AGC; AWB; BLC; AES; IP66, Double front glass avoid fog and expose	Φ61×115	0.70
	DS-741RH	1/3" SONY Super HAD CCD 540TVL, Step Motor IR Cut, Lens 4-9mm, Outside Zoom Focus adjustable; Double Glasses, IR Distance 40M	Step Motor ICR AGC; AWB; BLC; AES; Time lapse; zoom and focus adjust from outside; Front double glass avoid fog and expose Cable management bracket	Φ70×120	0.55
	DS-741RL	1/3" SONY Super HAD CCD 420TVL, Step Motor IR Cut, Lens 4-9mm, Outside Zoom Focus adjustable; Double Glasses, IR Distance 40M		Φ70×120	0.55
	DS-742RH	1/3" SONY Super HAD CCD 540TVL, Step Motor IR Cut, Lens 6mm, Double Glasses, IR Distance 40M	Step Motor ICR AGC; AWB; BLC; AES; Time lapse; Front double glass avoid fog and expose; Cable management bracket	Φ70×120	0.55
	DS-742RL	1/3" SONY Super HAD CCD 420TVL, Step Motor IR Cut, Lens 6mm, Double Glasses, IR Distance 40M		Φ70×120	0.55

	DS-6340DH	1/3" SONY CCD 540TVL 40M IR 6mm lens Cable management		140x96x73.5	0.75
	DS-6340DL	1/3" SONY CCD 420TVL 40M IR 6mm lens Cable management		140x96x73.5	0.75
	DS-6340DHCT	1/3" SONY CCD 540TVL 40M IR 6mm lens step motor ICR Cable management		140x96x73.5	0.75
	DS-6340DLCT	1/3" SONY CCD 420TVL 40M IR 6mm lens step motor ICR Cable management		140x96x73.5	0.75
	DS-6341DH	1/3" SONY CCD 540TVL 40M IR 2.8-11mm lens Cable management		140x96x73.5	0.75





	DS-6341DL	1/3" SONY CCD 420TVL 40M IR 2.8-11mm lens Cable management		140x96x73.5	0.75
	DS-6341DHCT	1/3" SONY CCD 540TVL 40M IR 2.8-11mm lens step motor ICR Cable management		140x96x73.5	0.75
	DS-6341DLCT	1/3" SONY CCD 420TVL 40M IR 2.8-11mm lens step motor ICR Cable management		140x96x73.5	0.75
25M IR					
	DS-7325R	1/3" SONY CCD 420TVL IR ON 0Lux 25M(25PCS LED)	AGC; AWB; BLC; AES; IP66	193X90X160	0.51
	BL-6325DL	1/3" SONY CCD 420TVL 25M IR 3.6mm lens Cable management		128x84x65	0.55






	DS-802DHCT	1/3" SONY CCD 540TVL IR 25M(25PCS LED) 3.6mm (IR CUT)	ICR (Step motor drive, more stable and long life) ; Time lapse; AGC; AWB; BLC; AES; Mini size:Φ93x70	Φ119×82	0.55
Vandal Proof Cameras					
	DS-806SR	1/3 Sony Super HAD CCD 540TV Line 22PCS IR LED 4-9MM Lens 25M IR Vandal proof	Vertical 0~90°, Horizontal 0~ 355° AGC; AWB; BLC; AES; IP66; Time lapse; Computar Lens	234x128x138	1.62
	DS-805SR	1/3 Sony Super HAD CCD 420TV Line 22PCS IR LED 4-9MM Lens 25M IR Vandal proof		234x128x138	1.62
	DS-806SRCT	1/3 Sony Super HAD CCD 540TV Line 22PCS IR LED 4-9MM Lens 25M IR Vandal proof Step Motor ICR	Step Motor ICR Vertical 0~90°, Horizontal 0~ 355° AGC; AWB; BLC; AES; IP66, Time lapse; Computar Lens	234x128x138	1.62
	DS-805SRCT	1/3 Sony Super HAD CCD 420TV Line 22PCS IR LED 4-9MM Lens 25M IR Vandal proof Step Motor ICR		234x128x138	1.62






	DS-806SVP	1/3 Sony Super HAD CCD 540TV Line 0.8Lux Auto Iris 4-9mm DC/DRIVE Vandal proof	Vertical 0~90°, Horizontal 0~ 355° AGC; AWB; BLC; AES; IP66, Time lapse; Computar Lens	234x128x138	1.62
	DS-805SVP	1/3 Sony Super HAD CCD 420TV Line 0.8Lux Auto Iris 4-9mm DC/DRIVE Vandal proof		234x128x138	1.62
	DS-781VRH	1/3" SONY Super HAD CCD 540TVL , 3D Adjust:Vertical 90°, horizontal 355°, 3.6mm lens, 22pcs IR Led, IR Distance 25M, DC12V	Vertical 0~90°, Horizontal 0~ 355°; AGC; AWB; BLC; AES; Time lapse	157X134X281	1.75
	DS-781VRL	1/3" SONY Super HAD CCD 420TVL , 3D Adjust:Vertical 90°, horizontal 355°, 3.6mm lens, 22pcs IR Led, IR Distance 25M, DC12V		157X134X281	1.75






	DS-781VDH	1/3" SONY SuperHAD CCD 540TVL; Color 0.01Lux, B/W 0.005Lux; IR Cut, D/N Sync., 3D adjustable, Vertical 90°, Horizontal 355°, Auto Iris 4-9mm, DC12V		157X134X281	1.75
	DS-781VDL	1/3" SONY SuperHAD CCD 420TVL; Color 0.01Lux, B/W 0.005Lux; IR Cut, D/N Sync., 3D adjustable, Vertical 90°, Horizontal 355°, Auto Iris 4-9mm, DC12V	ICR (Step motor drive, more stable and long life) Vertical 0~90°, Horizontal 0~ 355°; AGC; AWB; BLC; AES; Time lapse Computar Lens; TW-502AH wide voltage: DC8~35V; AC 9~26V	157X134X281	1.75
	DS-781VAH	1/3" SONY SuperHAD CCD 540TVL; Color 0.01Lux, B/W 0.005Lux; IR Cut, D/N Sync., 3D adjustable, Vertical 90°, Horizontal 355°, Auto Iris 4-9mm, AC24/DC12V		157X134X281	1.75


Dome Cameras




	DS-8029DH	1/3" SONY Super HAD CCD 540TVL IR ON 0Lux IR 25M(22PCS LED) 3.6mm A/V in/output 3D adjustable Time lapse	A/V in/output; Time lapse; Vertical 90°, horizontal 355°, AWB; BLC; AES;	Φ127×92	0.28
	DS-8029DL	1/3" SONY Super HAD CCD 420TVL IR ON 0Lux IR 25M(22PCS LED) 3.6mm A/V in/output 3D adjustable Time lapse		Φ127×92	0.28
	DS-8030DH	1/3" SONY Super HAD CCD 540TVL 3.6mm 3D adjustable Time lapse	Vertical 0~90°, Horizontal 0~ 355°; AGC; AWB; BLC; AES; Time lapse	Φ127×92	0.28
	DS-8030DL	1/3" SONY CCD 540TVL 3.6mm 3D adjustable Time lapse		Φ127×92	0.28

	DS-8031DH	1/3" SONY Super HAD CCD 540TVL D/N 0.001Lux Fixed lens 2.6-6mm IR CUT 3D Adjustable	ICR (Step motor drive, more stable and long life) Vertical 0~90°, Horizontal 0~ 355°; AGC; AWB; BLC; AES; Time lapse Computar lens	Φ127×92	0.28
	DS-8031DL	1/3" SONY Super HAD CCD 420TVL D/N 0.001Lux Fixed lens 2.6-6mm IR CUT 3D Adjustable		Φ127×92	0.28
	DS-8032DH	1/3" SONY Super HAD CCD 540TVL D/N 0.001Lux Fixed lens 4-9mm IR CUT 3D Adjustable	ICR (Step motor drive, more stable and long life) Vertical 0~90°, Horizontal 0~ 355°; AGC; AWB; BLC; AES; Time lapse Computar lens	Φ127×92	0.28
	DS-8032DL	1/3" SONY Super HAD CCD 420TVL D/N 0.001Lux Fixed lens 4-9mm IR CUT 3D Adjustable		Φ127×92	0.28
	DS-8033DH	1/3" SONY Super HAD CCD 540TVL D/N 0.001Lux Fixed lens 3.3-12mm IR CUT 3D Adjustable		Φ127×92	0.28






	DS-806SH	1/3" SONY Super HAD CCD 540TVL D/N 0.05Lux 3.6mm Time lapse	Vertical 0~90°, Horizontal 0~ 355°; AGC; AWB; BLC; AES; Time lapse	Φ127×92	0.24
	DS-806SL	1/3" SONY Super HAD CCD 420TVL D/N 0.05Lux 3.6mm Time lapse		Φ127×92	0.24
	DS-804SA/3	1/3" SONY Super HAD CCD 540TVL 0.01Lux Auto Iris 4-9mm Step Motor ICR	ICR (Step motor drive, more stable and long life) ; Vertical 0~90°, Horizontal 0~ 355°; Time lapse; AGC; AWB; BLC; AES; Computar Lens	Φ127×92	0.24
	DS-803SA/3	1/3" SONY Super HAD CCD 420TVL 0.01Lux 4-9mm Step Motor ICR		Φ127×92	0.24
	DS-805SH	1/3" SONY Super HAD CCD 540TVL 0.5Lux (CS Lens)	Vertical 0~90°, Horizontal 0~ 355°; Time lapse; AGC; AWB; BLC; AES; CS Lens, quotation without lens	Φ127×92	0.24





	DS-805SL	1/3" SONY Super HAD CCD 420TVL 0.5Lux (CS Lens)	Vertical 0~90°, Horizontal 0~ 355°; Time lapse; AGC; AWB; BLC; AES; CS Lens, quotation without lens	Φ127×92	0.24
	DS-803S/4	1/4" SONY Super HAD CCD 420TVL 0.1LUX		Φ127×92	0.24
	DS-803H/4	1/4" SHARP CCD 420TV Line 0.1 Lux		Φ127×92	0.24
Miniature Cameras					
	DS-819D	1/3" SONY CCD 420TV Line 0.8Lux		Φ78×50	0.31
	DS-815D	1/4" SHARP CCD 420TV Line 1.0Lux		Φ78×50	0.31






	DS-807S/3	1/3" SONY Super HAD CCD 420TV Line 0.8Lux		Φ120×57	0.17
	DS-807S/4	1/4" SONY Super HAD CCD 420TV Line 1.0Lux		Φ120×57	0.17
	DS-809A	1/4" SONY CCD 420TV Line 1.0Lux	3.6mm lens	Φ20.5×68	0.08
	DS-809B	1/4" SONY CCD 420TV Line 1.0Lux(IP66)	3.6mm lens	Φ20.5×72	0.08
	DS-809C	1/4" SONY CCD 420TV Line 1.0Lux	Triangle cone 3.7mm lens	Φ20.5×68	0.08
	DS-811S	1/4" SONY CCD 420TV Line 1.0Lux		30×30×15	0.09

	DS-811H	1/4" SHARP CCD 420TV Line 1.0Lux		30×30×15	0.09
	DS-810A	1/4" SHARP CCD 420TV Line 1.0Lux		36×36×16	0.11
	DS-810B	1/4" SONY CCD 420TV Line 1.0Lux		36×36×16	0.11
	DS-810CA	1/4" SHARP CCD 420TV Line 1.0Lux		36×36×16	0.11
	DS-810CP	1/4" SONY CCD 420TV Line 1.0Lux		36×36×16	0.11

Medium Speed Dome

	DS-781MH	1/3" SONY SuperHAD CCD 540TVL; RS485. Tilt 90°, Pan 360°Continuously, Rotation Speed 30°/S		Φ160×108	0.30
	DS-781ML	1/3" SONY SuperHAD CCD 420TVL; RS485. Tilt 90°, Pan 360°Continuously, Rotation Speed 30°/S		Φ160×108	0.30
	DS-781ZML	1/3" SONY SuperHAD CCD 420TVL; RS485. Tilt 90°, Pan 360°Continuously, Rotation Speed 30°/S	4-9 Varifocal sync.focus lens	Φ160×108	0.30
	DS-781MRH	1/3" SONY SuperHAD CCD 540TVL; RS485. Tilt 90°, Pan 360°Continuously, Rotation Speed 30°/S , 25M IR		Φ160×108	0.30
	DS-781MRL	1/3" SONY SuperHAD CCD 420TVL; RS485. Tilt 90°, Pan 360°Continuously, Rotation Speed 30°/S, 25M IR		Φ160×108	0.30

	DS-781VMH	1/3" SONY SuperHAD CCD 540TVL; RS485. Tilt 90°, Pan 360°Continuously, Rotation Speed 30°/S , Vandalproof		157X134X281	1.75
	DS-781VML	1/3" SONY SuperHAD CCD 420TVL; RS485. Tilt 90°, Pan 360°Continuously, Rotation Speed 30°/S, Vandalproof		157X134X281	1.75
	DS-781VZML	1/3" SONY SuperHAD CCD 420TVL; RS485. Tilt 90°, Pan 360°Continuously, Rotation Speed 30°/S, Vandalproof	4-9 Varifocal sync.focus lens	157X134X281	1.75
	DS-781VMRH	1/3" SONY SuperHAD CCD 540TVL; RS485. Tilt 90°, Pan 360°Continuously, Rotation Speed 30°/S , 25M IR, Vandalproof		157X134X281	1.75

	DS-781VMRL	1/3" SONY SuperHAD CCD 420TVL; RS485. Tilt 90°, Pan 360°Continuously, Rotation Speed 30°/S, 25M IR, Vandalproof		157X134X281	1.75	
Controller Keyboard						
	Model	Multi-function Keyboard(Tester)			Dimension(L x W x H) (mm)	Weight(KG)
	DS-781KB		UTP cable testing; Built in Monitor and battery(output 12V, 500mA) , 3.5inch monitor; PTZ control; RS485, RS422; IR remote; Can supply the power to camera for testing; Price include the follow accessory: Battery, UTP cable tester, Video Cable, Power cable, Adapter, screw	189X80X34	0.85	
	DS-781MKB		Multifunction Handset/desk controller Support simultaneity control for multi High Speed Domes Multi-protocols compatibility 3D Joystick RS485(Max distance) IR Remote control	170X138X110	0.56	